

JCP Tiled
Pictures

Order a
Custom Tiled
Picture

*A cut above
the rest.*

www.tiledpictures.com

Crystal Pedersen
&
Jennifer Reynolds

Phone: 281-392-5013

E-mail: JCP@tiledpictures.com

Custom Pricing

Size**	Unframed*	Framed*
8 x 10	\$34.00	+\$15.00
20 x 4	\$36.50	+\$20.00
10 x 13	\$39.00	+\$20.00
11 x 14	\$39.50	+\$20.00
21 x 7	\$39.50	+\$20.00
16 x 20	\$55.00	+\$22.50
20 x 24	\$70.00	+\$27.50
24 x 30	\$85.00	+\$35.00
24 x 36	\$97.50	+\$37.50

*Price does not include the cost of pictures or photos to be used in the creation of your tiled picture.

** Sizes are approximate. Size may vary slightly depending on multiple factors

Sales tax of 8.25% for Texas sales not included in price.

Important Information

Pricing Details

For custom sizes not listed, typically the price will reflect the price of the next largest size within which your picture will fit. For custom orders these prices do not include the cost of the pictures to be used. Generally, you will provide your own pictures to us for custom tiled pictures. As a service we will purchase pictures for custom orders when you can identify the retail store where the item can be purchased locally (West Houston or Katy, TX). The cost of the picture and a \$5 to \$15 service charge will be added to the price of your tiled picture. Because **the tiling process involves risk of damage to the original pictures** we recommend that you have backup copies of your pictures. If we damage your picture(s) **we will pay for replacement cost up to \$20.00 and cannot make any warranties or guarantees.** If you will be using digital media for your pictures you can have them printed to Wal-Mart Supercenter Store #3226 at 25108 Market Place Drive, Katy, TX 77494 or have them shipped to 407 Stream Mill Ln, Katy, TX 77494 (Crystal Pedersen & our business phone should be used for contact information for in-store pickup).

THANK YOU FOR YOUR INTEREST!

We would greatly appreciate it if you could share our business cards with family and friends. Notice the discounts on cards! We look forward to serving you.

Step 1: Choose a Picture

- Picture(s) you currently own or plan to purchase.
- Calendar pages.
- Photograph(s) of family and friends.
- Lettering with background.
- Picture(s) in JCP inventory. (Ask to take a look!)


Step 2: Choose a Size

Sizes


8 x 10	16 x 20
20 x 4	20 x 24
10 x 13	24 x 30
11 x 14	24 x 36
21 x 7	30 x 36

Custom up to 48"
(Quote Available)


Step 3: Choose a Template




Four Boxes




Nine Boxes



Sixteen Boxes



Single Border



Double Border

...and grout color

Any acrylic paint color or mixture of colors can be used. Tell us your preference and we'll get as close as we can!

Step 4: Choose a Frame



Wide Curved
(2 3/4" Thick)



Wide Channeled
(2 3/4" Thick)



Thin Inner-Curve
(1 1/4" Thick)



Wide Curved Cap
(covers approx. 1" of picture)



Thin Outer-Curve Cap
(covers approx. 1/2" of picture)

...and stain or paint color

Again, tell us your preference of stain or paint color and we'll do our best to match it!

Customer Information

*Your information will ONLY be used by JCP Tiled Pictures.

Customer Name:

Email Address:

Best Phone Number:

Alternate Phone Number:

Address:

City, State, Zip Code:

If shipping item:

Shipping Name and Address:

We look forward to working with you and thank you for your order. Please share the valuable coupons on the back of our business cards with family and friends!

Jennifer Reynolds & Crystal Pedersen (Owners)

Discount or Promotion
(If you qualify include discount or promotion information here)

ORDER FORM: Type or Check Choices

Step 1: Choose a Picture

Please write brief description of picture(s) to be used in creating your custom tiled picture:

Step 2: Choose a Size

8 x 10	16 x 20
20 x 4	20 x 24
10 x 13	24 x 30
11 x 14	24 x 36
21 x 7	30 x 36

Custom up to 48"
(Quote Available)

Step 3: Choose a Template

1. Four Boxes
2. Nine Boxes
3. Sixteen Boxes
4. Single Border
5. Double Border
6. Best template for picture decided by JCP. (Samples can be requested)

...and grout color

Any acrylic paint color or mixture of colors can be used. Tell us your preference and we'll get as close as we can!

Step 4: Choose a Frame

1. Wide Curved
2. Wide Channeled
3. Thin Inner-Curve
4. Wide Curved Cap*
5. Thin Outer-Curve Cap*
6. None

* Cap frames may cover part of the picture.

...and stain or paint color

Again, tell us your preference of stain or paint color and we'll do our best to match it!